

**NEXG**  
SMART AUDIO GUITAR

---

# USER MANUAL

 ENYA MUSIC

## ITEMS IN BOX

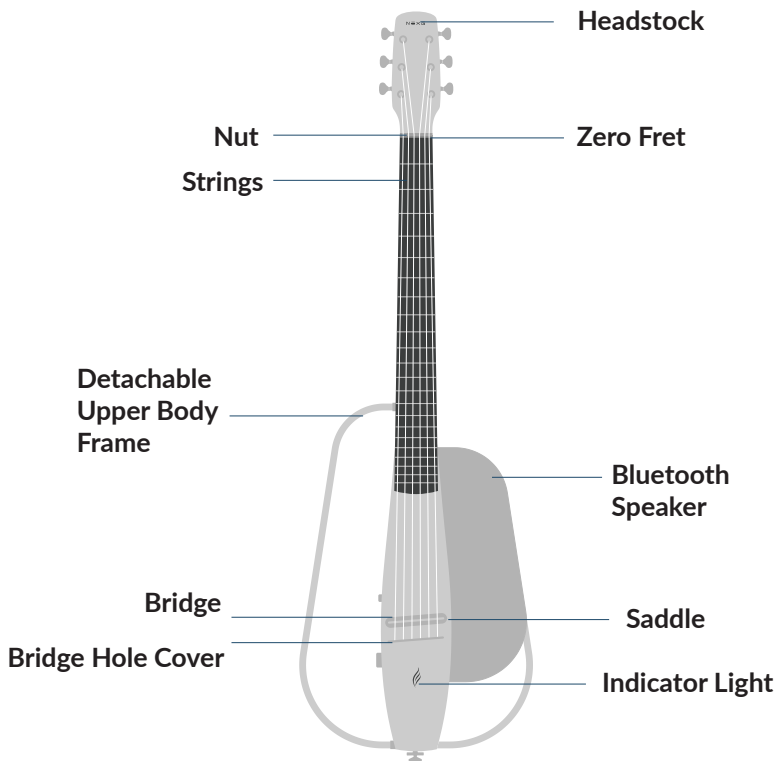
NEXG Guitar  
Leather Case  
Two-Way Strap  
Audio Cable  
Charging Cable  
Monitor Earphone  
Charger  
Wireless Microphone  
User Manual

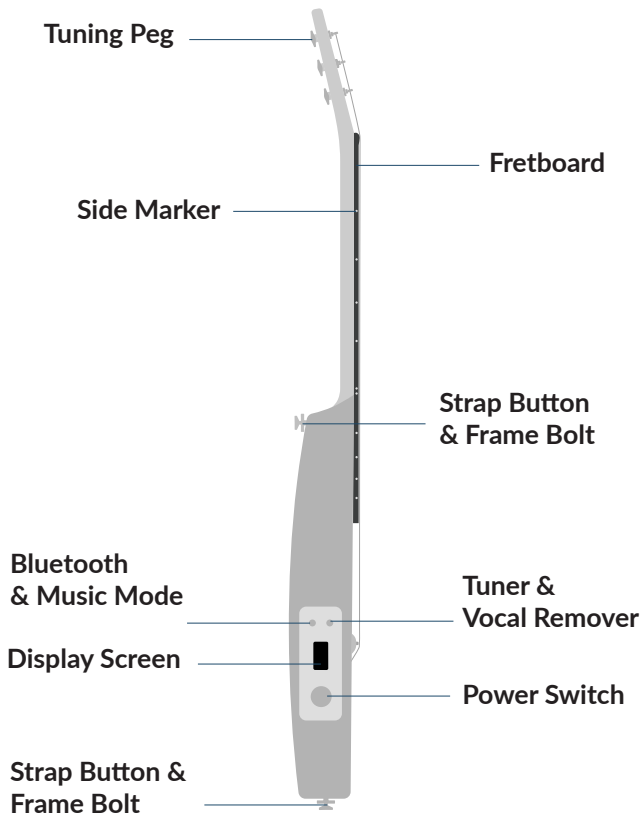
## CONTENTS

3	GET TO KNOW THE NEXG
10	QUICK START GUIDE
15	CHARGING INSTRUCTION
16	HOW TO CHANGE STRINGS
18	WARRANTY
20	RETURN POLICY
22	THANK YOU

# GET TO KNOW THE NEXG

---





NEXG - SIDE

## The Information Display



Bluetooth

**Flashing icon:** Pairing mode is on  
**Icon remains on:** Bluetooth connected.



Streaming

Streaming mode is on



Speaker

Speaker is on



Earphones

Earphone is connected



Output

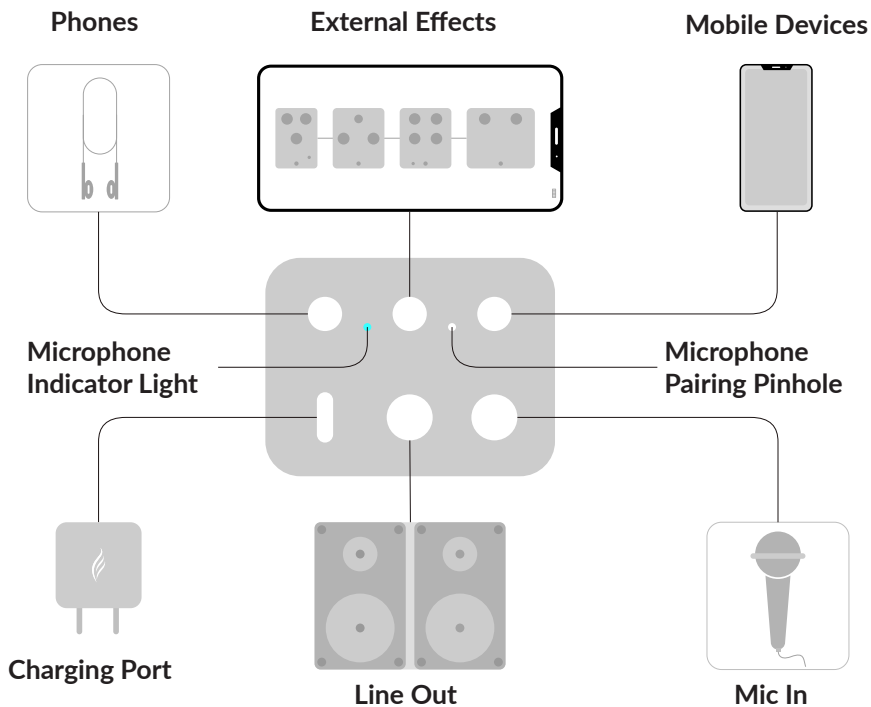
Output line is connected



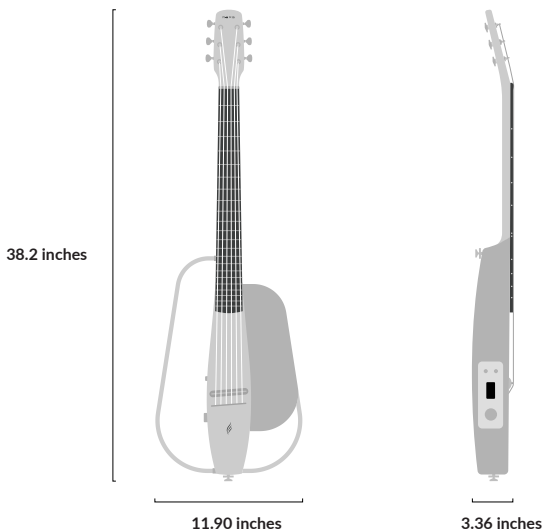
Instrumental Music

Vocal removed from a song

# Connection Panel



## Specifications



**Model**

NEXG Smart Audio Guitar

**Size**

38-inch Silence & Detachable Body

**Color Options**


Black/White/Blue/Pink

<b>Weight</b>	1.25 LBS
<b>System</b>	Enya ES2 Smart Audio
<b>Body</b>	Carbon Fiber Composite
<b>Fretboard</b>	Carbon Fiber Composite
<b>Bridge</b>	Carbon Fiber Composite
<b>Frets</b>	Round-End Nickel Silver
<b>Tuning Machines</b>	Silver Die-Cast
<b>Scale Length</b>	23.7 inches
<b>Nut</b>	Carbon Fiber & Zero Fret Design
<b>Saddle</b>	Nubone



Strings	D'Addario® EXP 16
Finish	Satin
Battery	43.68 Wh/10400 mA
Max Charging Power	30W
Bluetooth	V5.1
Display Screen	OLED
Speaker	30W Bass *1 & 10W Treble *2
SNR	>80dB

# QUICK START GUIDE



## **GET STARTED**

Press and hold the knob to power on/off the NEXG;

Tab the knob to switch tone effects;

Turn the knob to control volume.

## Bluetooth

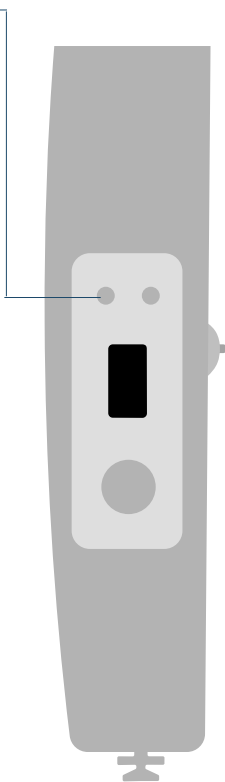
Press and hold the button to turn on/off Bluetooth;

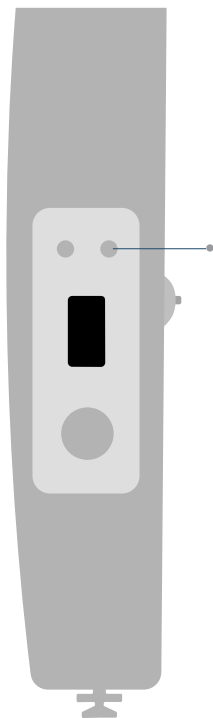


Once the mobile device is connected successfully, the bluetooth icon will show on the top left corner of the screen as the image above.

## Music Mode

After the mobile device is connected, music mode will be activated. Your NEXG can be used as a bluetooth speaker now.





## Tuner

Tab the button to turn on the tuner.



Low (Tune up)



High (Tune down)

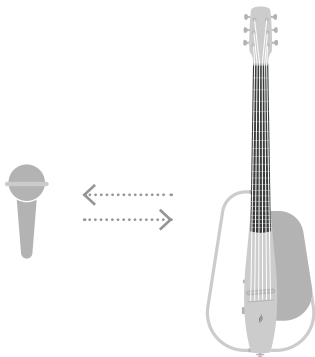


Ready to Play

## Vocal Remover

Press and hold the button to extract vocal from the song.

## Connect the wireless microphone to a designated NEXG:



**Step 1:** When the microphone is off, press and hold the power button until the indicator light turns on and off. Then tap twice to turn on pairing mode. The microphone's indicator light flashes. The pairing mode is on.

**Step 2:** Insert a paper clip or a SIM-eject tool into NEXG's microphone's pairing pinhole. The microphone's indicator light will turn red and flash four times to confirm the NEXG's pairing mode is on.

**Step 3:** Press the microphone's power button once to pair with the NEXG. The microphone's blue indicator light stops flashing and NEXG's red indicator light (on connection panel) keeps on to prove the microphone is successfully connected.

**NOTE:** The above steps only apply to the situation that multiple devices are being used in one room, and the purpose is to connect a microphone to a designated NEXG. A NEXG is not compatible with other brands' Bluetooth microphones.

## ENYA APP

Connect your NEXG to the ENYA MUSIC App to discover more features. Please download it from App Store or Google Play.

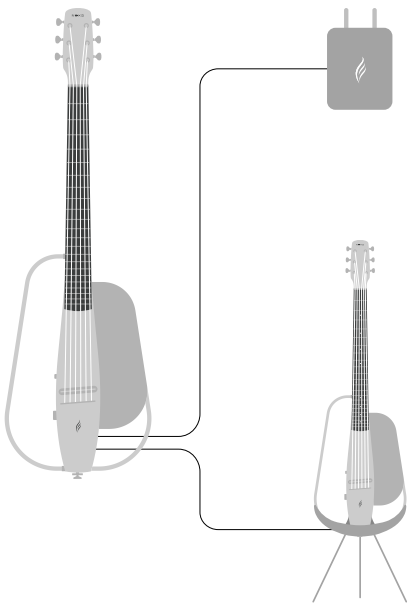


Enya Music

## CHARGING INSTRUCTION

---

Either a charging cable or the NEXG charging stand is needed.

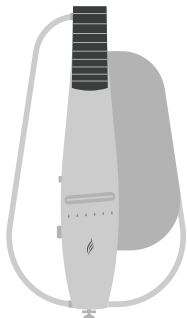


The charger and USB to TYPE-C charging cable are included.

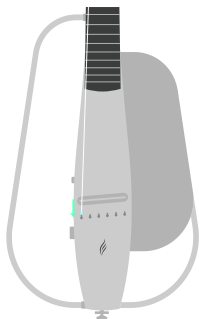
The NEXG charging stand is available to purchase on the Enya official website.

## HOW TO CHANGE STRINGS

---

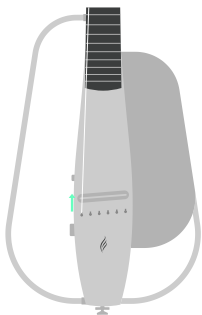


Loose the strings, remove the bridge hole cover and all strings.



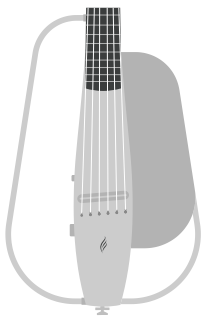
Insert the string knot into the slot on the bridge.





Pull up and tighten the strings.

---



Put the bridge hole cover back on after changing all strings.

# WARRANTY

Your Enya instrument is warranted against defects in materials and workmanship by Enya Music, Inc. for a period of one year starting from the date of original purchase from an authorized dealer.

If a defect exists, Enya Music, Inc., at its option will either (1) repair the product at no charge using new or refurbished parts,

(2) exchange the product with a functional equivalent product that is new or refurbished.

(3) refund the original purchase price.

## **The following items are not covered by this warranty**

- Any instrument on which any part has been disassembled.
- Any instrument that has been damaged due to an accident, negligence or misuse.

- Normal “wear and tear”, including but not limited to any discoloration, fading or damage to the original finish, or worn frets, strings, tuners, hardware and plating.
- Any instrument not purchased from an authorized dealer, or upon which unauthorized repair or service work has been carried out.

## RETURN POLICY

To be eligible for a return and refund, items must be returned in original, as-shipped condition with all original packaging and no signs of use. All returned items must include all original packaging and accessories. Returned items not adhering to this policy may be subject to a 20% restocking/handling fee. The paid shipping fee is not refundable unless the item was damaged during shipping or not received as described.

To return your product, please contact us at [service@enya-music.com](mailto:service@enya-music.com) to require the RMA number and prepaid shipping label. All orders can be returned within 30 days of the purchase. Customers are responsible for return shipping on returned items unless the item was damaged during shipping or not received as described. If 30 days have gone by since your purchase, unfortunately, we cannot offer you a refund or exchange. Unsolicited returns to [enya-music.com](mailto:enya-music.com) or any of its authorized dealers will not be accepted.

Disclaimers: ENYA MUSIC, INC. ASSUMES NO LIABILITY FOR ANY INCIDENTAL AND CONSEQUENTIAL DAMAGE.

Any recovery is limited to the original purchase price. No other person is authorized to modify this limited warranty. This warranty gives you specific legal rights, and you may have other rights that vary by state and jurisdiction. These rights shall not be affected by this limited warranty. This warranty cannot be transferred or assigned.

To obtain warranty service, contact Enya Music, Inc. at [service@enya-music.com](mailto:service@enya-music.com),

Using the information provided at [www.enya-music.com](http://www.enya-music.com).

Proof of purchase is required to verify eligibility.

© 2019 Enya Music, Inc. All Rights Reserved.

Enya Music, Inc.  
6132 Westline Dr  
Houston, TX 77036 USA

# **THANK YOU FOR CHOOSING ENYA INSTRUMENT.**

If you have any questions, please feel  
free to contact us.

[service@enya-music.com](mailto:service@enya-music.com)  
[support@enyamusical.com](mailto:support@enyamusical.com)

## **ENYA MUSIC (CHINA)**

Qiuchang , Huiyang, Huizhou, Guangdong 516221

[www.enyamusical.com](http://www.enyamusical.com)

Email: [enyaservice@enyamusical.com](mailto:enyaservice@enyamusical.com)

## **ENYA MUSIC (USA)**

6132 Westline Dr. Houston, TX 77036

[www.enya-music.com](http://www.enya-music.com)

Email: [service@enya-music.com](mailto:service@enya-music.com)



/ENYA MUSIC  
/Enya Music USA



/enyamusicofficial  
/enyamusicusa



/ENYA MUSIC  
/Enya Music USA