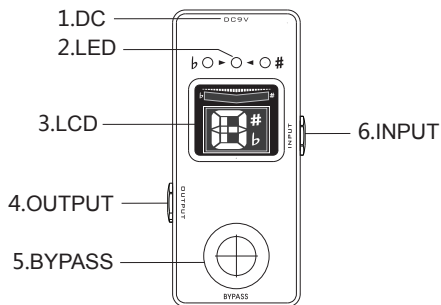


# Pedal tuner Manual

Thanks for choosing our pedal tuner. Before using it, please kindly read this manual carefully.

## PRODUCT INTERFACE



## Characteristic


1. Chromatic which is suitable for wide range tuning.
2. LCD display leads clear results of tuning.
3. True Bypass, real signal, no loss of tune.

## Operation


1. Connected with power and audio cable, LT-901 will go to Bypass mode. Press Bypass switch to enter tuning mode (see picture below):




2. Enter tuning mode: Left-Flat, Middle-In tune, Right-Sharp.



1. Flat



2. In tune



3. Sharp

Tuning result: C# . C . D<sup>b</sup> . E . F# . F . G . G# . A . B<sup>b</sup> . B

## Specification

1. Chromatic.
2. Tuning range: A<sub>0</sub> (27.5Hz) - C<sub>8</sub> (4168Hz).
3. Precision: ±1 cent.
4. Detection method: Audio Signal Input.
5. Tuning method: Auto.
6. Display: LCD screen.
7. Power: DC9V (⊕ ⊖) Plug polarity is positive on the barrel and negative in the center).
8. Dimension: 95x46x49 mm.
9. Weight: 112g.

## Note

- Please do NOT disassemble the pedal by yourself.
- Please keep this manual for reference.
- Environment
  1. Do NOT use the pedal in high temperature, humidity or subzero environments.
  2. Do NOT use the pedal in the direct sunlight.

## Accessories

- User Manual